

MAXA Notifier for Skype

SW-Release V 1.3 / Document Rev. V 3.1



MAXA Notifier for Skype is a Skype Add-On (*Add-ons for Skype are commonly found in the Extras panel*) that notifies you about your contact's comings and goings, audibly.

Why is MAXA Notifier for Skype useful?

Skype will provide you with a visual or audible notification, according to your settings. However, if you are not always in front of your computer, you cannot track the online status of individual contacts without losing time and disturbing your concentration.

Instead or in addition to an optical notification, MAXA Notifier for Skype will notify you **AUDIBLY** about the state of the **individual** contacts you are interested in.

How do you use MAXA Notifier for Skype?

Using MAXA Notifier is very easy. Simply identify the contact that you would like notification from and then add special audible notifications. MSN provides you with three very easy ways to apply special notification sounds:

- **Use existing sound files (WAV, MP3, MIDI)**
- **Create your own recordings**
- **Use the Text2Speech-Generator and just enter the text MAXA Notifier should read to you.**

So if you do not want to create your own recordings or sound files, you can simply use the Text2Speech engine to read a given text aloud.

Notifications can be set for each, individual contact and for different occasions. For example, you can easily set the MSN to notify you when people come online, offline, etc:

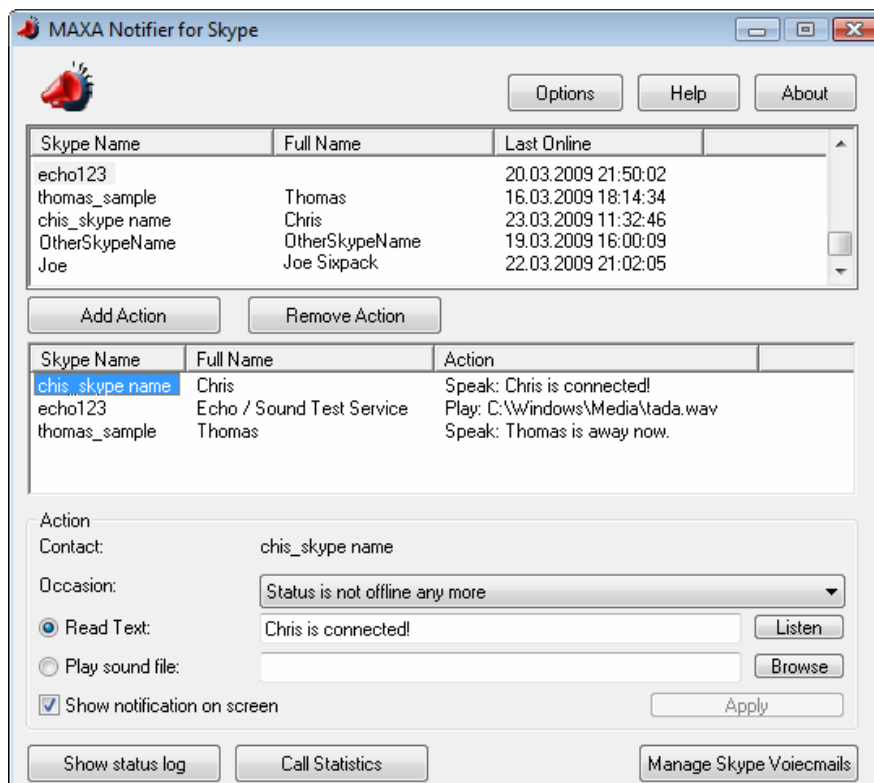
- Status becomes “xyz”: This occasion is triggered if the contact’s status now is changed into “xyz” and it was not “xyz” before.
- Status is not offline any more: This is triggered if the contact was offline and now either is “available” or “away” or “do not disturb”.
- Contact sends an instant message. Here you can specify to only be notified, if you have not focused the chat window or to be notified for every message the contact sends to you. By using the placeholder “%m”, you MAXA Notifier can even read the message’s content.

For status change notifications, you can additionally specify whether you want to have a message box shown to you. This can be useful to track everything that has happened while you were away.

The status log can be saved as a file and allows you to recapitulate all that has happened while you were away.

For instant message notifications, you can specify whether the audible notification is to be only if the Skype message window is not in focus, or always.

MAXA Notifier main window



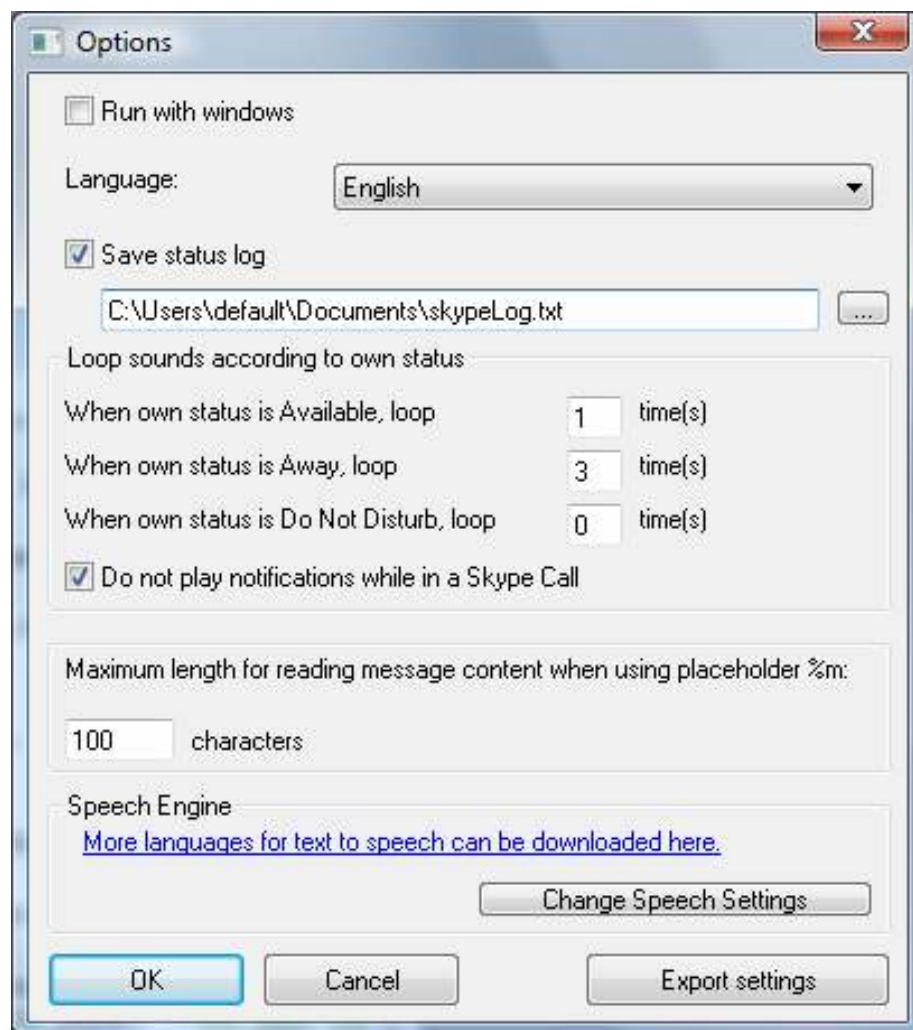
Which settings does MAXA Notifier for Skype have?

You can set MAXA Notifier to depend on your own online status, for example, to have the notifications repeat several times. This is especially convenient for the instances where you may have an “Away” status, MSN can play the notification three times to make sure that you heard them, since may not be directly next to your computer. If, for example, you have set your own status to “Do not disturb”, simply disable the notifications (set repeat to 0 times). You can specify as well to not be disrupted by notifications while you are talking on Skype yourself. When reading the contents of an instant message, you can set an upper limit for the number of characters that should be read to you. This prevents that your computer keeps talking too much on long messages. By the way: You can abort any sounds by using the “Mute” command in MAXA Notifier’s tray menu.

To be certain to get all notifications, it is a good idea to activate the option to run MAXA Notifier automatically when Windows is run.

All program settings as well as all defined notifications can be exported to another computer.

MAXA Notifier options window



Other features of MAXA Notifier for Skype

Another interesting functionality is the call statistics: MAXA Notifier can show you how many calls you have made and how long in average and altogether you have talked to your contacts.

Furthermore, MAXA Notifier allows you to manage voicemails that have been left on your Skype account. Skype itself only allows listening to those messages in the message window of the individual contact; MAXA Notifier shows you all voicemails in one window and allows deleting them.

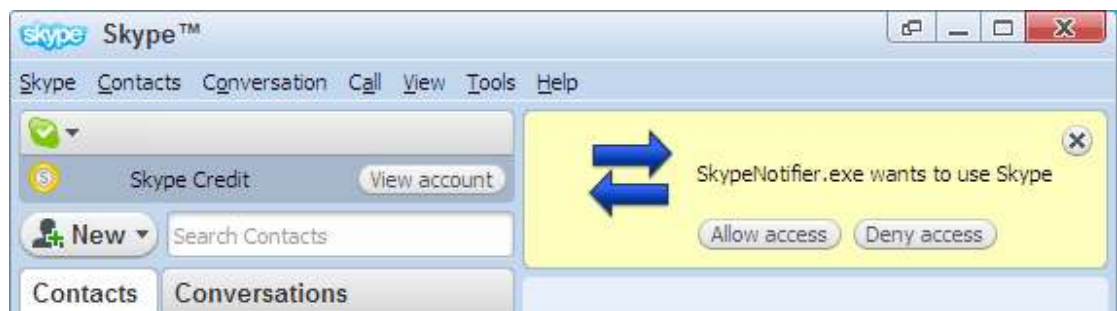
Installation and first use

MAXA Notifier can be freely downloaded from our website:

<http://www.maxa-tools.com/msn.php>

After you have completed the installation, you can find MAXA Notifier in the start menu. When running it for the first time, you need to allow the access to Skype, as shown in the following image:

The access to Skype needs to be allowed once



Hard- and Software and software requirements:

Minimum Pentium II/266MHz, VGA, Keyboard and Mouse or similar. Skype and sound card. Windows 98/SE/ME/2000/XP/VISTA/7 or compatible.

Notice:

- Errors & Omissions Excepted
- This paper reflects the technical status as at March 2009.
- The application is multilingual (*English, German, French and Spanish*)
- All Rights reserved ©2009 by MAXA Research Int'l Inc
- MAXA, the text (*name*) and image (*logo*) references are registered trademarks of MAXA Research Int'l Inc.
- Any other trademarks mentioned are the property of the registered owner.

- MAXA Notifier is freeware!
- A branded version (**logo and advertisement**) is possible for a favorable price.

Additional Legal Hint:

This product uses the Skype API but is not endorsed, certified or otherwise approved in any way by Skype.

Skype Trademarks and Copyright

TRADEMARKS

Skype, SkypeIn, SkypeOut, Skype Me, the Skype Logo and the S logo and other marks indicated on our site are trademarks of Skype Limited or other related companies. Skype is registered in the United States Patent and Trademark Office, and with the Trademark Offices of the countries of Australia, Finland, Benelux, Hong Kong, Israel, Japan, Liechtenstein, New Zealand, South Korea, Switzerland, and Taiwan.

Registrations have been filed in several other countries. Skype's trademarks and trade dress may not be used in connection with any product or service that is not Skype's, in any manner that is likely to cause confusion among customers, or in any manner that disparages or discredits Skype. All other trademarks not owned by Skype or any of its related companies that appear on this site are the property of their respective owners, who may or may not be affiliated with, connected to, or sponsored by Skype.

COPYRIGHT

All content and compilation of content included on Skype's website, such as text, graphics, logos, button icons, images, audio clips, digital downloads and software, is the property of Skype Limited and is protected by United States and international copyright laws.

→END