

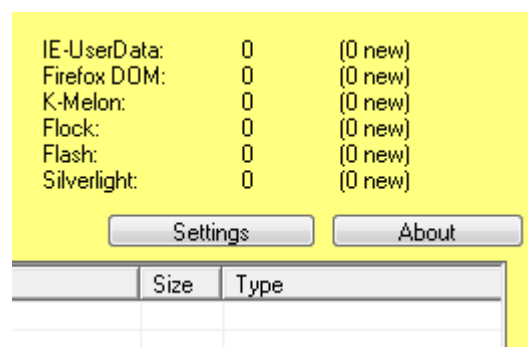
MAXA Software License Management

To guarantee adequate security, MAXA Software Products use an online license management system that gives maximum of flexibility to the user.

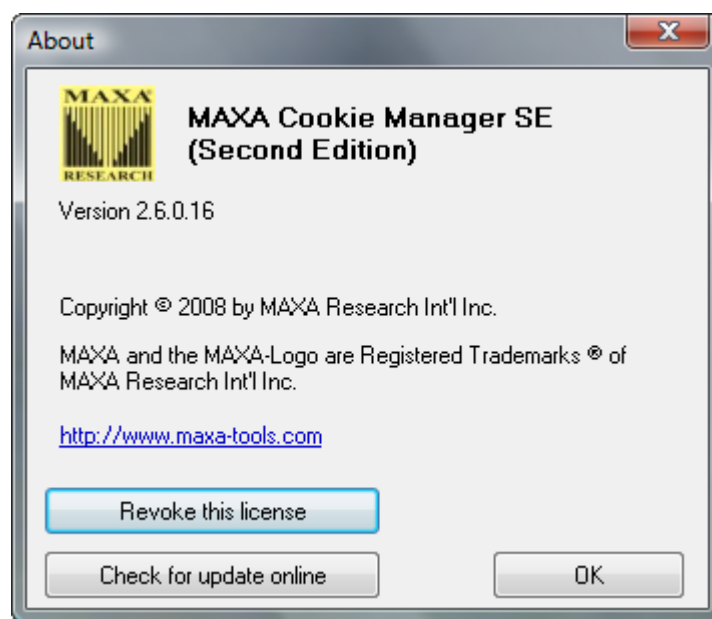
The License Agreement allows you to use the software on two concurrent installations (*e.g. Desktop & Laptop*). After your purchase, you receive your license number (*activation code*). To be able to use the software, you need to enter this license number and activate the software via the internet. This is a one-time procedure. Afterwards, you can use the software unrestricted on this machine. That includes updates too.

In case you need to reinstall the operating system or switch to another computer, you can revoke your license. Here is how it works:

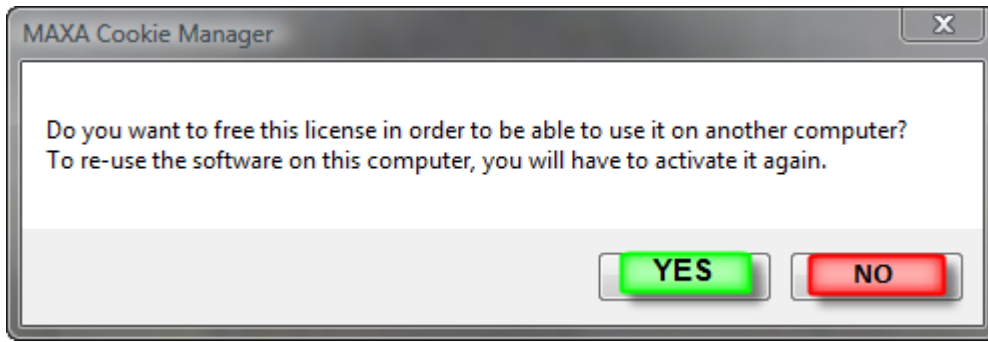
Choose the “About – Button”



Press the button “Revoke this license”



Confirm the question whether you want to revoke your license.



This procedure can be done as often as you like.

Note:

In case your system crashes before you've had the opportunity to revoke the license, once you have reinstalled your operating system, re-install this application and try to activate it. If you receive an error, then please contact our support team to reset your license counter.

Information Notice:

- Errors & Omissions Excepted
- This paper reflects the technical status as at 10/2008
- MAXA and the text and image references are registered trademarks of MAXA Research International, Inc.
- Any other trademarks mentioned are the property of the registered owner.